



# How to Become Tsunami Ready, Tools

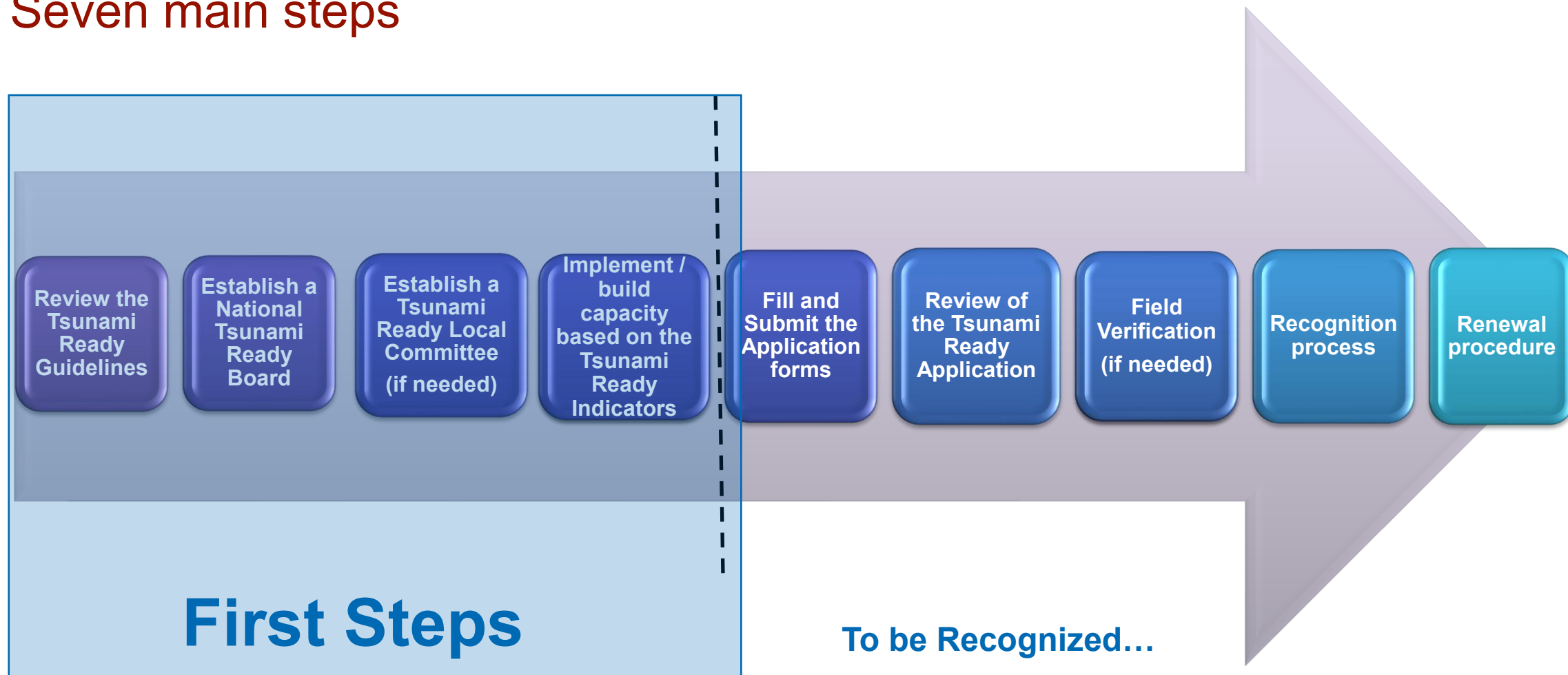
## 3.2 Recognition Process Workflow. Recognition Certificate and Ceremony

*Ardito M Kodijat*

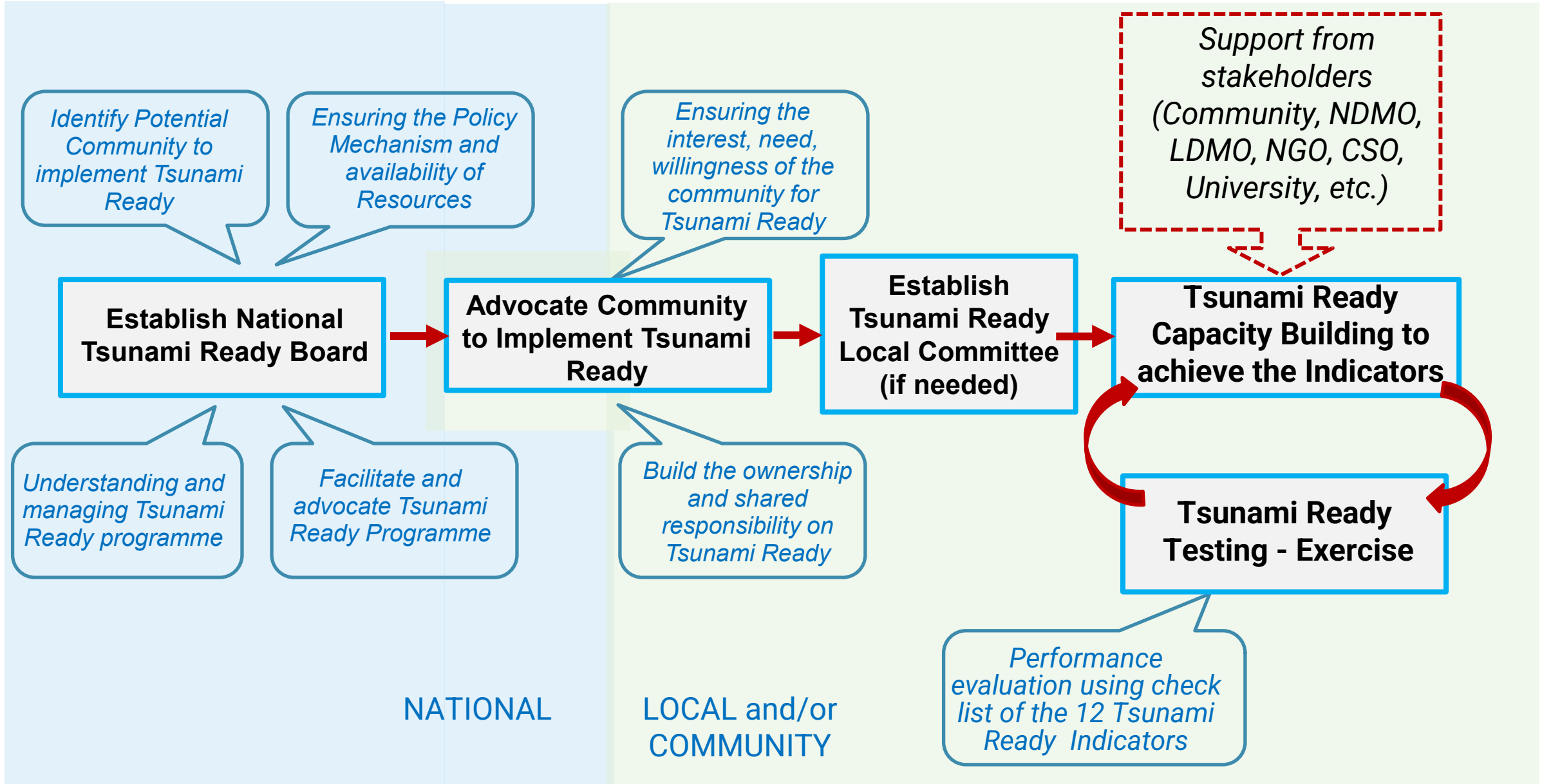
*Indian Ocean Tsunami Information Centre UNESCO-IOC*

# Steps in the Tsunami Ready process

- Seven main steps



# National and community level steps



# The National Tsunami Ready Board (NTRB)

*The National Tsunami Ready Board is comprised of, but not limited to, and depending on each country's settings:*

- National and Local Disaster Management Office (NDMO and LDMO)
- National Tsunami Warning Centre (NTWC)
- Ministries, national agencies, institutions and other relevant organizations,
- NGOs for Community Based Disaster Risk Reduction (DRR) or Disaster Risk Management (DRM)
- Tsunami National Contact (TNC)
- Community Representatives (Non-decision Member)



*Function, role, and responsibility:*

- General oversight of the national Tsunami Ready program
- Advocate, supervise, and support activities to implement Tsunami Ready programme
- Manage resources for the Tsunami Ready programme
- Maintain consistency of the Tsunami Ready guidelines
- Coordinate and liaise and link Tsunami Ready activities with technical institutions and organizations
- Directs and oversees service improvements to the Tsunami Ready programme
- Oversees national Tsunami Ready database

# The Tsunami Ready Local Committee (TRLIC)

*The Tsunami Ready Local Committee may include not be limited to, and depending on each community's setting:*

- Local Disaster Management Office (LDMO)
- Relevant local authorities
- Community organizations
- Community representative(s)
- NGOs and CSOs working in community-based DRR
- Schools, universities
- Private sector, e.g. hotel and business organizations

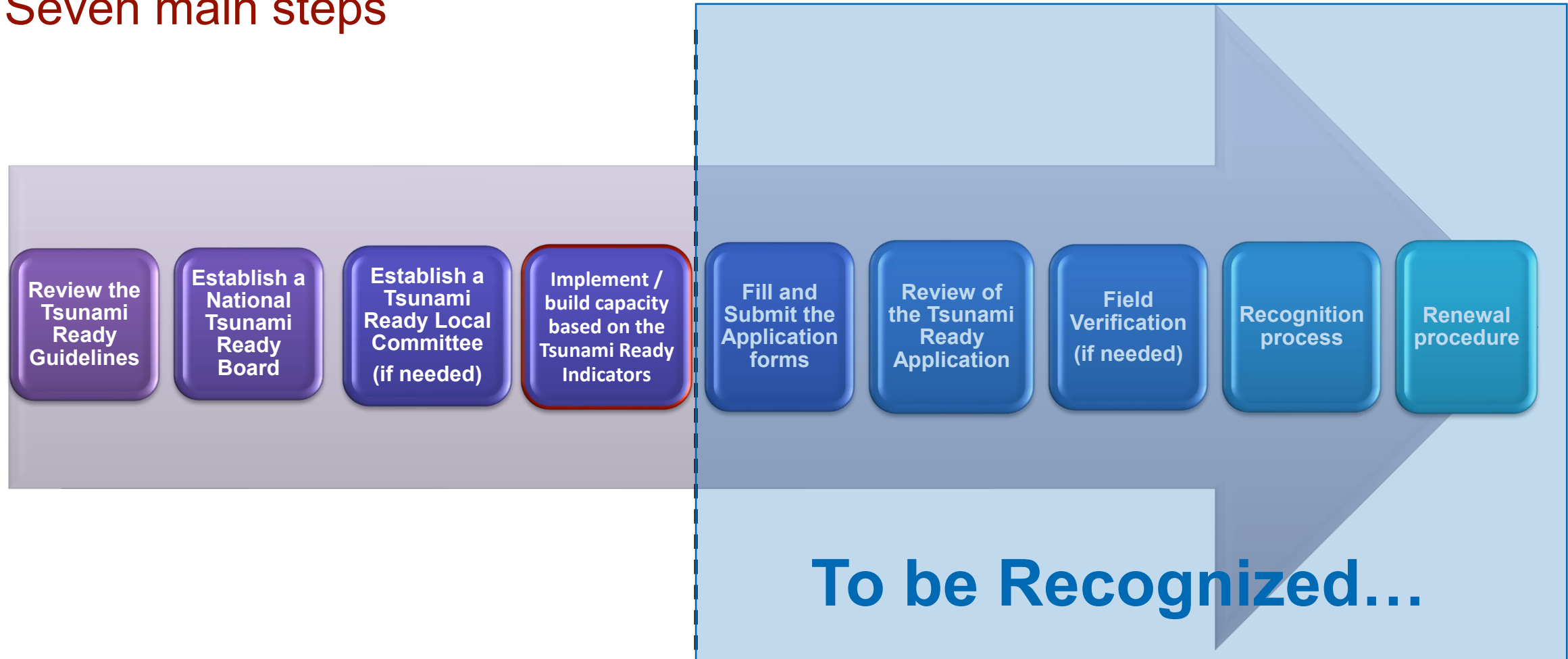


*Functions, roles, and responsibilities include:*

- Organize regular meetings to plan activities and review progress
- Prepare a list of all entities that can support the Tsunami Ready program
- Appoint representatives to oversee the implementation of the Tsunami Ready indicators
- Develop a fully costed and resourced workplan
- Monitor implementation and review status of Tsunami Ready indicators
- Complete and submit Tsunami Ready recognition forms to the NTRB

# Steps in the Tsunami Ready process

- Seven main steps



# To be Recognized

*When the community has achieved all 12 indicators and is ready to apply for recognition:*

1. The TRLC completes the application form and submits to the NTRB
2. NTRB reviews application form. Sets date for site verification visit and review meeting
3. The application form is used as a check list for the visit
4. If NTRB approves application it informs UNESCO-IOC via the ICG Technical Secretary for the region (CC the TIC)

Form 3: Signature of Applying Official			
Office Name			
Application Submitted by (name of applicant)		Title	
Signature		Date	
Print name of the authority receiving application / Chair of the Tsunami Ready Board		Date Received	
<b>Site Verification Team Signatures</b> (to be signed by the members of the Tsunami Ready verification team)			
Print Name			
Office		Title	
Signature		Date	
Print Name			
Office		Title	
Signature		Date	
Print Name			
Office		Title	
Signature		Date	
Print Name			
Office		Title	
Signature		Date	
<b>Signature in Renewal Year</b>			
Office			
Application Submitted by (name of applicant)		Title	
Signature		Date	



# International Recognition by UNESCO-IOC

1. The community has met requirements
2. UNESCO IOC sends signed Tsunami Ready Recognition and Appreciation certificates to the NTRB Chair
3. The Tsunami Ready Recognition certificate is signed by the UNESCO IOC Executive Secretary, the ICG Chair for the region and the NTRB chair
4. A Tsunami Ready recognition ceremony may be held to celebrate the accomplishment and recognize local stakeholders



Tsunami Ready recognition is not a certification of readiness. Tsunami Ready recognition appreciates and acknowledges the community that has built their capacity and implemented measures in accordance with the agreed indicators of the Tsunami Ready Recognition Program.



# Certificates

The Tsunami Ready recognition is valid for  
four years



Intergovernmental Coordination Group  
for the Indian Ocean Tsunami Warning and Mitigation System  
(ICG/IOTWMS)



## *Certificate of Recognition*

**Name of Community**

**District, Province, Country**

For successfully implementing the UNESCO IOC Tsunami Ready Recognition Programme

30 September 2024

Vidar Helgesen  
Executive Secretary of IOC  
Assistant Director-General of UNESCO

Prof. Dwikorita Karnawati  
Chair  
Indonesian National Tsunami Ready Board

Prof. Dwikorita Karnawati  
Chair  
UNESCO-IOC Intergovernmental Coordination  
Group for Indian Ocean Tsunami Warning and  
Mitigation System



Intergovernmental Coordination Group for Indian Ocean Tsunami Warning and Mitigation System  
(ICG/IOTWMS)



## *Certificate of Appreciation*

**Name of Person**

**Position of the Person**

For the support in implementing the UNESCO IOC Tsunami Ready Recognition Programme  
in Galala and Hative Kecil, Ambon, Moluccas - Indonesia


30 September 2024

Vidar Helgesen  
Executive Secretary of IOC  
Assistant Director-General of UNESCO

Prof. Dwikorita Karnawati  
Chair  
Indonesian National Tsunami Ready Board

Prof. Dwikorita Karnawati  
Chair  
UNESCO-IOC Intergovernmental Coordination  
Group for Indian Ocean Tsunami Warning and  
Mitigation System

# Signages



Vertical



Square



Horizontal

# Renewal procedure

Tsunami Ready recognition can be renewed every 4 years

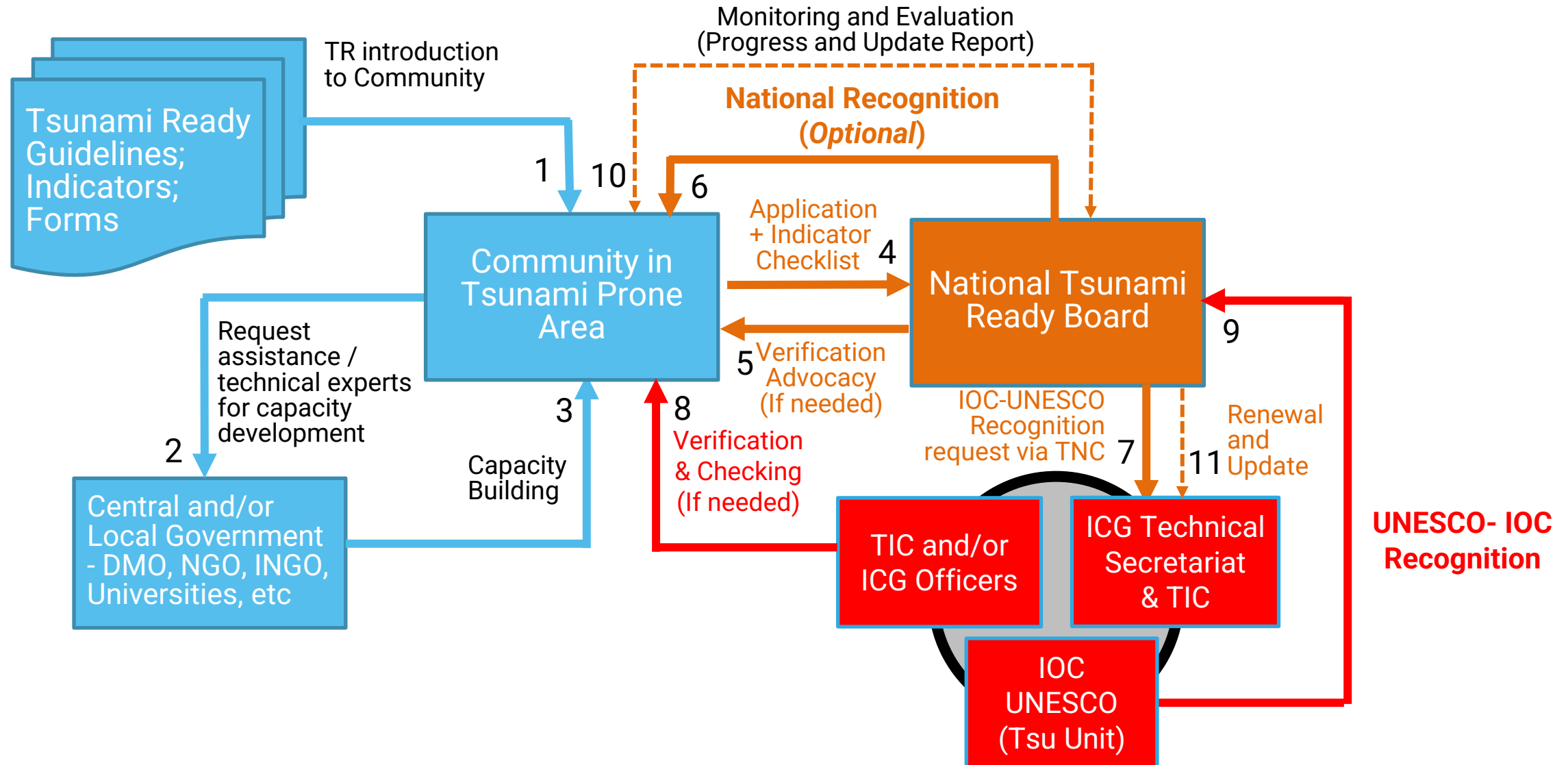
Over the 4-year period, maintenance, advancement and improvements should be recorded and reported in National Reports to the regional ICG and the community should participate in the biennial regional WAVE exercises

The Chair of the TRLC contacts the NTRB Chair and submits updated information on the Tsunami Ready indicators

The same process and application form should be used

Form 2: Tsunami Ready Recognition Programme Fulfilment of the Indicators Initial Recognition of Renewal		
<input type="checkbox"/> New Recognition		<input checked="" type="checkbox"/> Renewal Recognition
I. ASSESSMENT Indicators (ASSESS)		
ASSESS-1	Tsunami hazard zones are mapped and designated.	<input type="checkbox"/> Verified
<input type="checkbox"/> Inundation modelling for maps		<input type="checkbox"/> Baseline tsunami zone for maps
ASSESS-2	The number of people at risk in the tsunami hazard zone is estimated	<input type="checkbox"/> Verified
<input type="checkbox"/> Approx. Number of persons with disabilities	<input type="checkbox"/> Approx. Number of elderlies	
<input type="checkbox"/> Approx. Number of young	<input type="checkbox"/> Approx. Number of workers	
<input type="checkbox"/> Approx. Number of tourists	<input type="checkbox"/> Other (specify):	
<input type="checkbox"/> Approx. Number of daytime population (summer)	<input type="checkbox"/> Approx. Number of nighttime population (summer)	
<input type="checkbox"/> Approx. Number of daytime population (winter)	<input type="checkbox"/> Approx. Number of wintertime population (winter)	
Verification Team/Renewal Notes (Please do not write in shaded areas)		
ASSESS-3	Available economic, infrastructural, political, and social resources are identified	<input type="checkbox"/> Verified
<input type="checkbox"/> Volunteer organizations	<input type="checkbox"/> Local or national budget	
<input type="checkbox"/> Buildings and public spaces	<input type="checkbox"/> Local plans	
<input type="checkbox"/> Local networks		
<input type="checkbox"/> Other (specify):		

# Summary of the recognition process



# Thank you Salamat po

***Ardito M. Kodijat***  
*ardito.Kodijat@gmail.com*